

AMC

Atkin Molding Company

Molding Catalog





Phone: (435)-590-3509

Office Phone (435)-867-5588

E-Mail-Atkinmolding@hotmail.com

Address-2351 West 850 North

Web site- <https://www.atkinmolding.com/>

ABOUT US

OPENING OUR DOORS IN 2005, WE HAVE BEEN IN BUSINESS FOR ALMOST 20 YEARS. OUR ABILITY TO UNDERSTAND THE WANTS OF OUR CUSTOMERS, AND OUR SKILL TO MAKE THEM A REALITY HAS SET US APART FROM OTHERS IN OUR INDUSTRY. EVERYTHING ATKIN MOLDING COMPANY BUILDS GOES THROUGH A MULTI-STEP QUALITY PROCESS, WITH MANY SKILLED CRAFTSMEN, ENSURING A LEVEL OF QUALITY YOU CAN'T FIND ANYWHERE ELSE. WE BELIEVE IN USING SUSTAINABLE RAW MATERIALS, PROTECTING THE ENVIRONMENT, PROVIDING FOR OUR EMPLOYEES AND PRODUCING EXCEPTIONAL PRODUCTS FOR OUR CUSTOMERS

CUSTOM

AT ATKIN MOLDING COMPANY WE HAVE INVESTED IN HIGH QUALITY MACHINES THAT ALLOW US TO GRIND OUR OWN KNIVES TO ENSURE THE HIGHEST QUALITY. THESE MACHINES ALSO ALLOW US TO MATCH ANY MOLDING PROFILE YOU CAN FIND OR THINK OF. WE HAVE HAD A HAND IN HELPING RESTORE MANY HISTORIC BUILDINGS. OUR ABILITY TO MATCH A MOLDING CREATED DECADES OR EVEN CENTURIES AGO MEANS IT IS POSSIBLE TO KEEP THE DESIGN AND CHARM OF THE BUILDING EVEN THOUGH IT IS BEING RESTORED OR MODERNIZED.

INDEX

CROWN.....	4
ROPE CROWN.....	8
BASE.....	9
CASE.....	11
PEDIMENT HEADERS.....	12
T&G.....	13
CHAIR RAIL.....	14
EDGE/RADIUS/NOSE.....	14
ROUND.....	15
PANEL MOLD.....	15
SCRIBE MOLD.....	16
PLANT-ON.....	16
HAND RAIL.....	16



WOOD SPECIES

BEING A CUSTOM SHOP WE ARE ABLE TO
CREATE ANY MOLDING IN ANY WOOD SPECIES
IMAGINABLE. SOME OF THE MOST COMMON
WOODS WE WORK WITH ARE.....

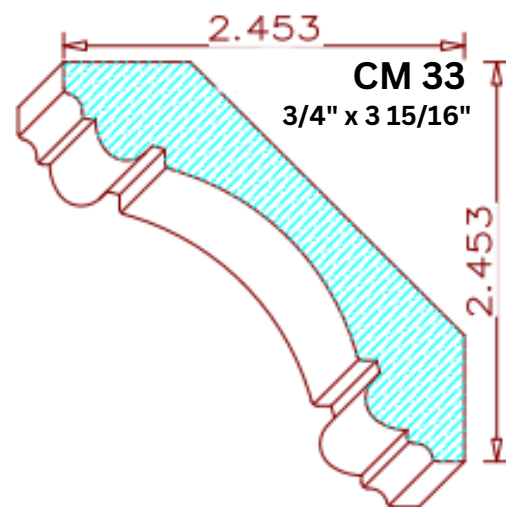
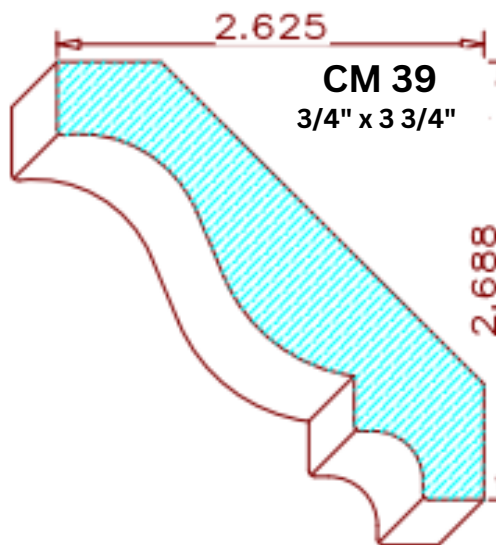
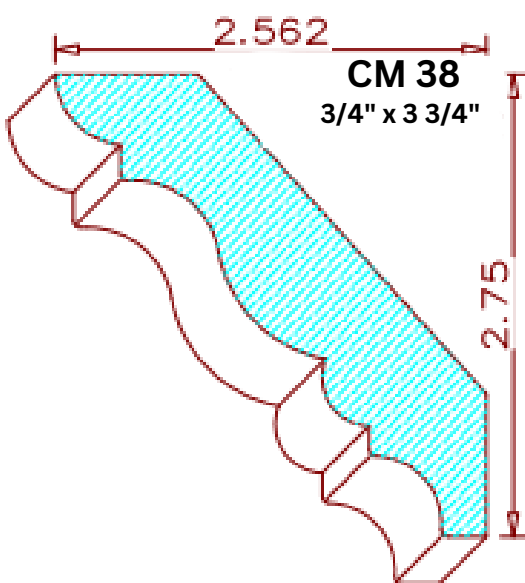
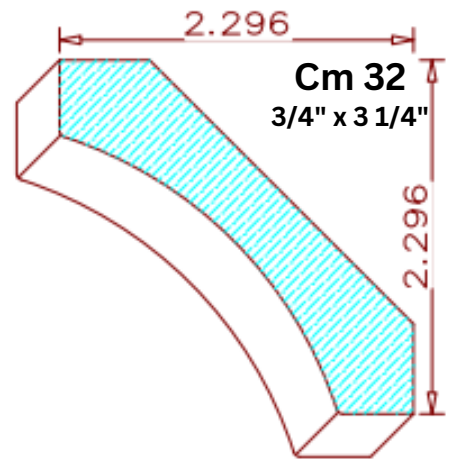
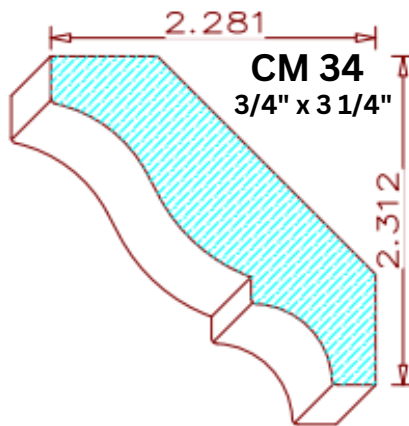
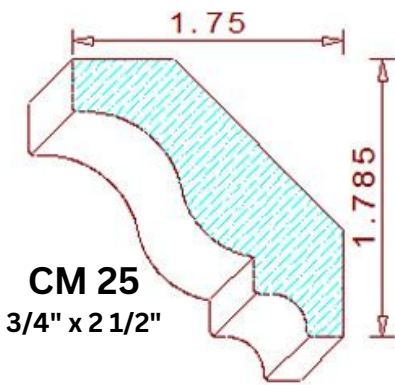
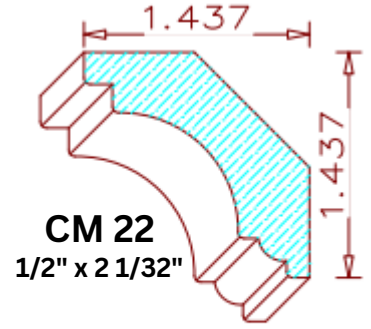
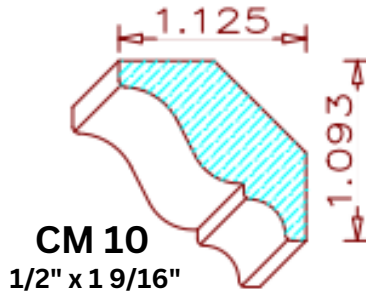
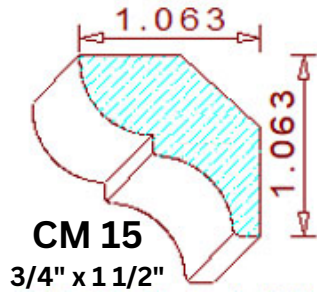
KNOTTY ALDER
RUSTIC WALNUT
RUSTIC CHERRY
RED OAK
KNOTTY PINE
AFRICAN MAHOGANY
POPLAR

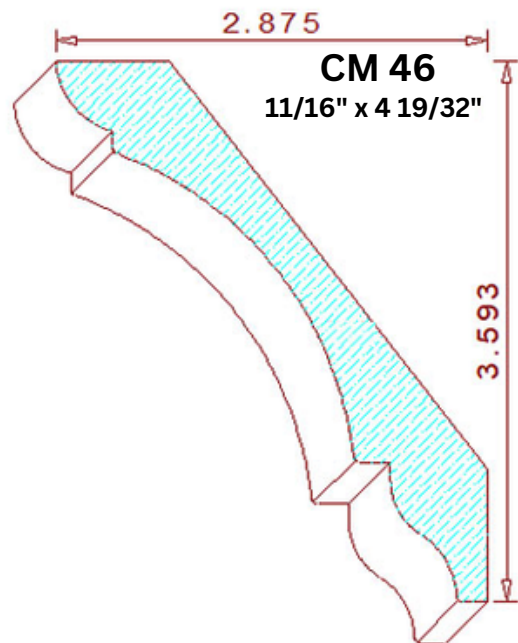
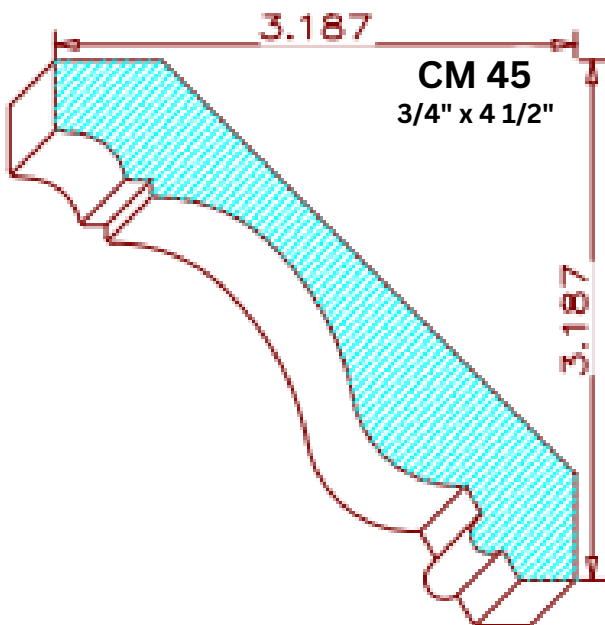
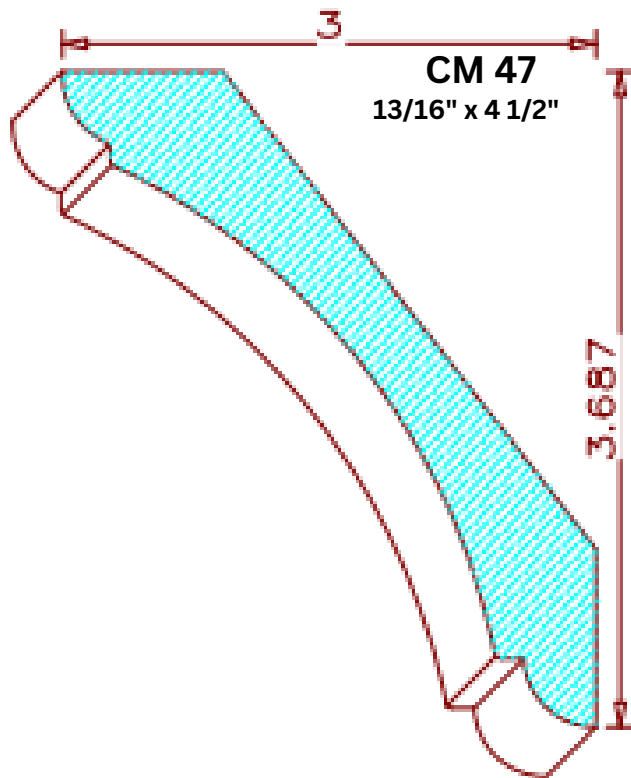
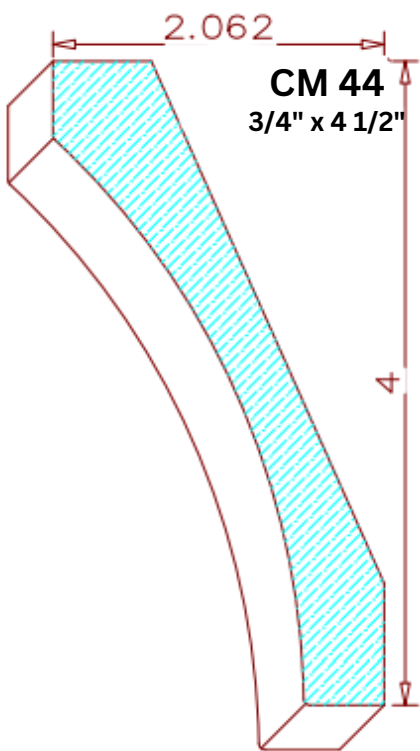
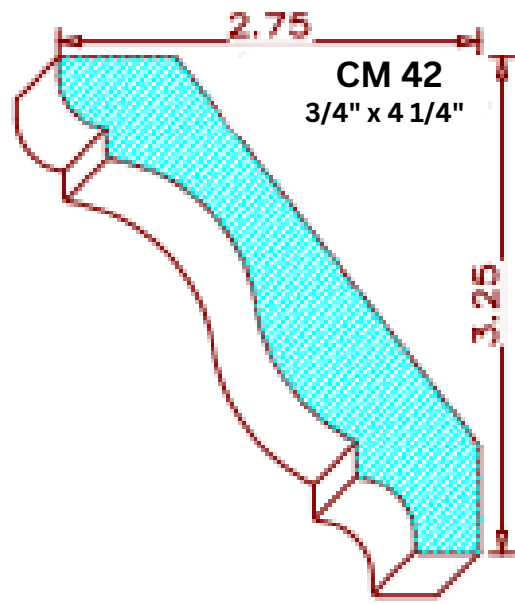
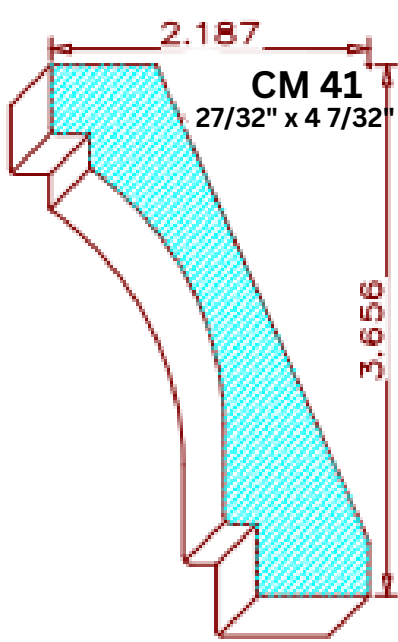
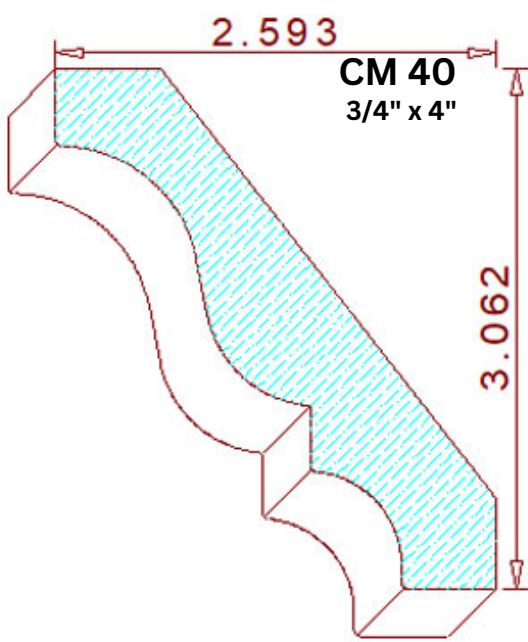
SUPERIOR ALDER
SELECT WALNUT
SELECT CHERRY
WHITE OAK
CLEAR PINE
BEECH
FIR

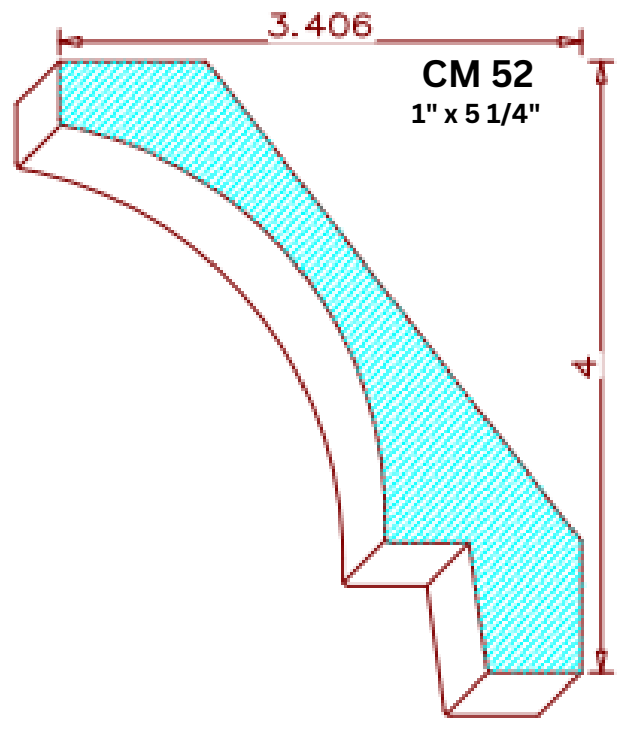
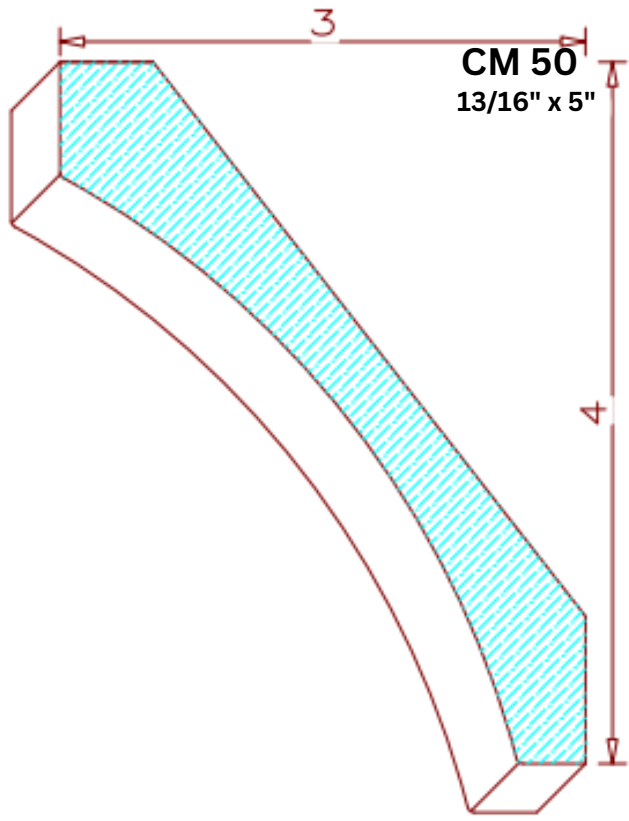
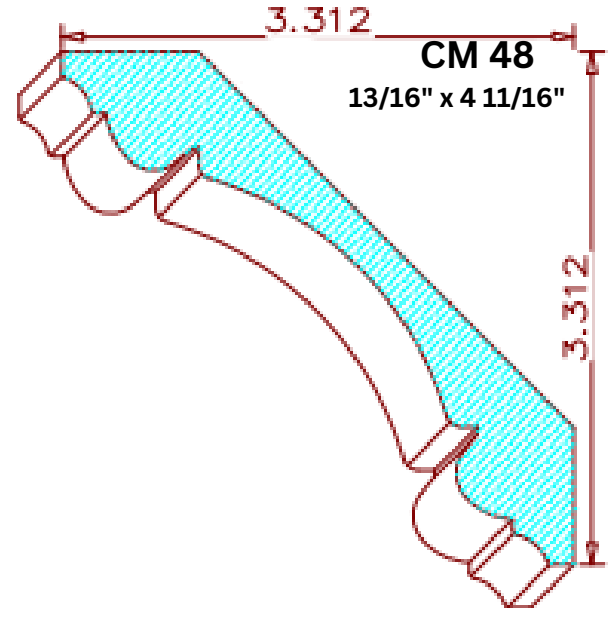
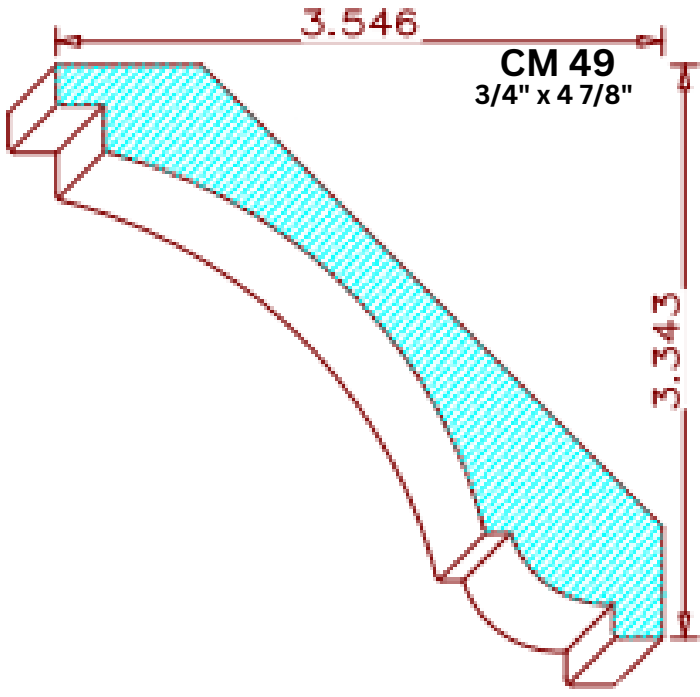
OTHER WOOD SPECIES AVAILABLE UPON REQUEST.

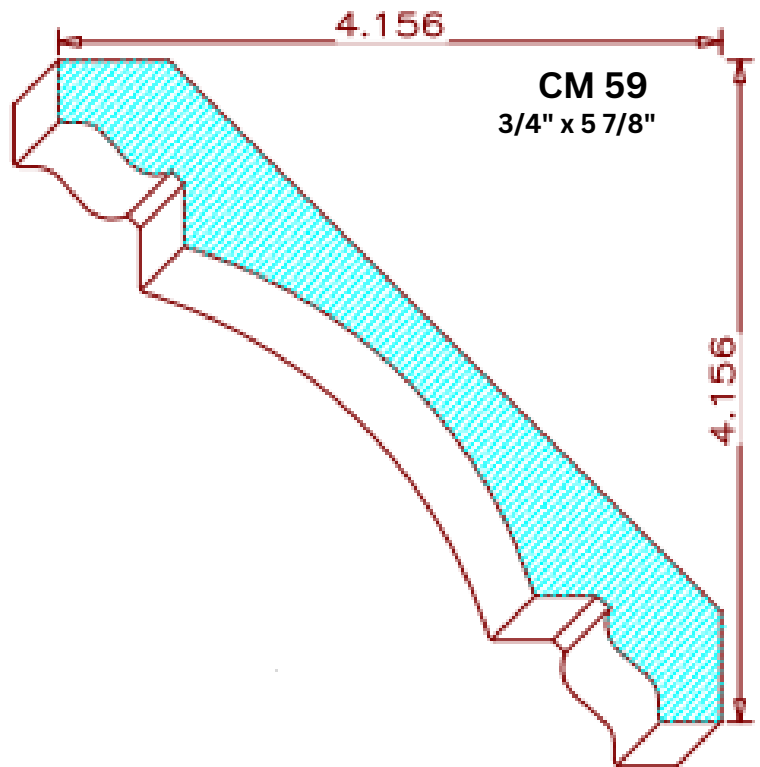
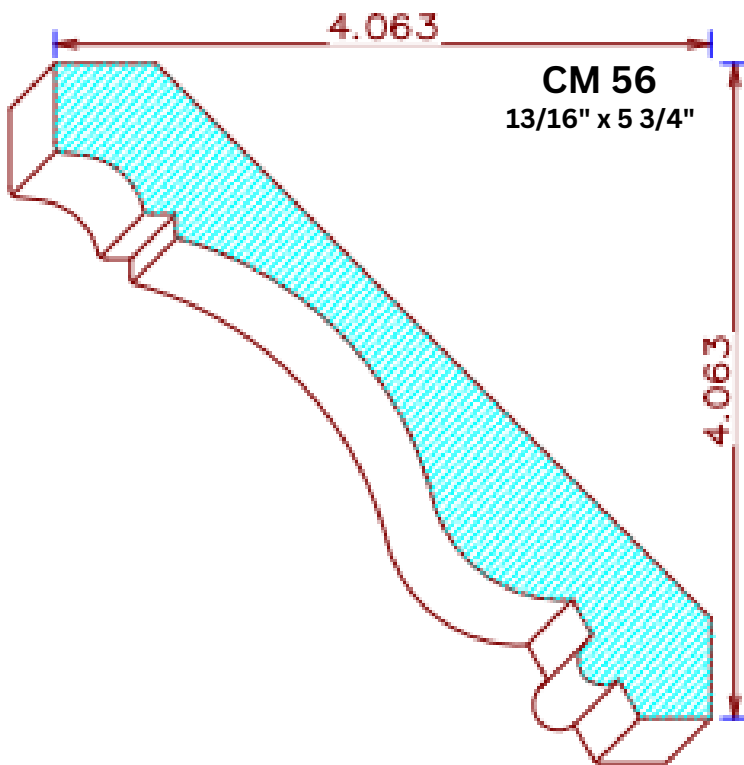
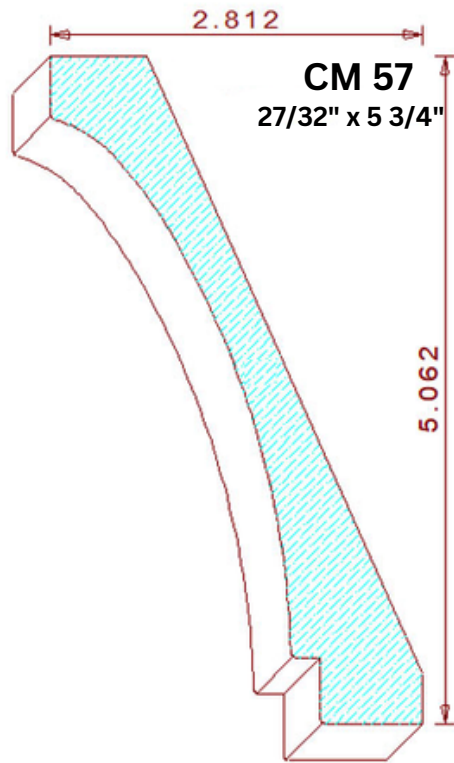
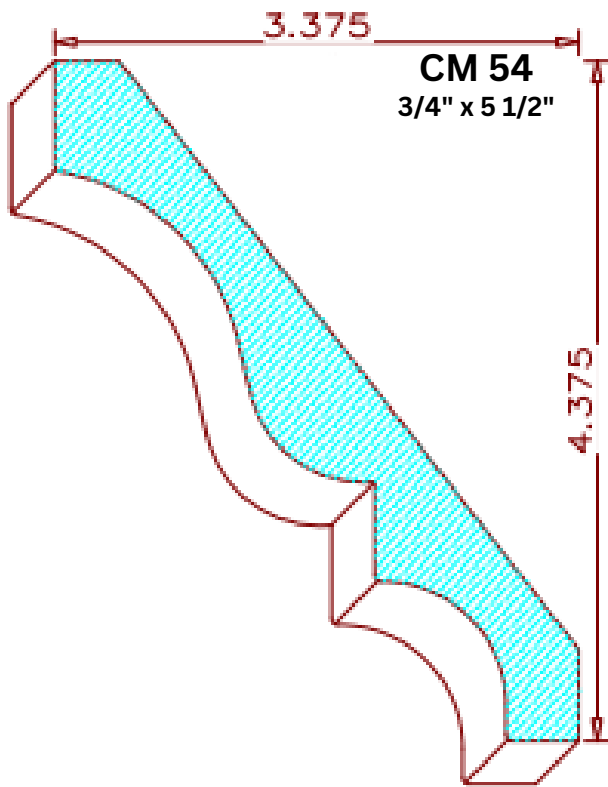


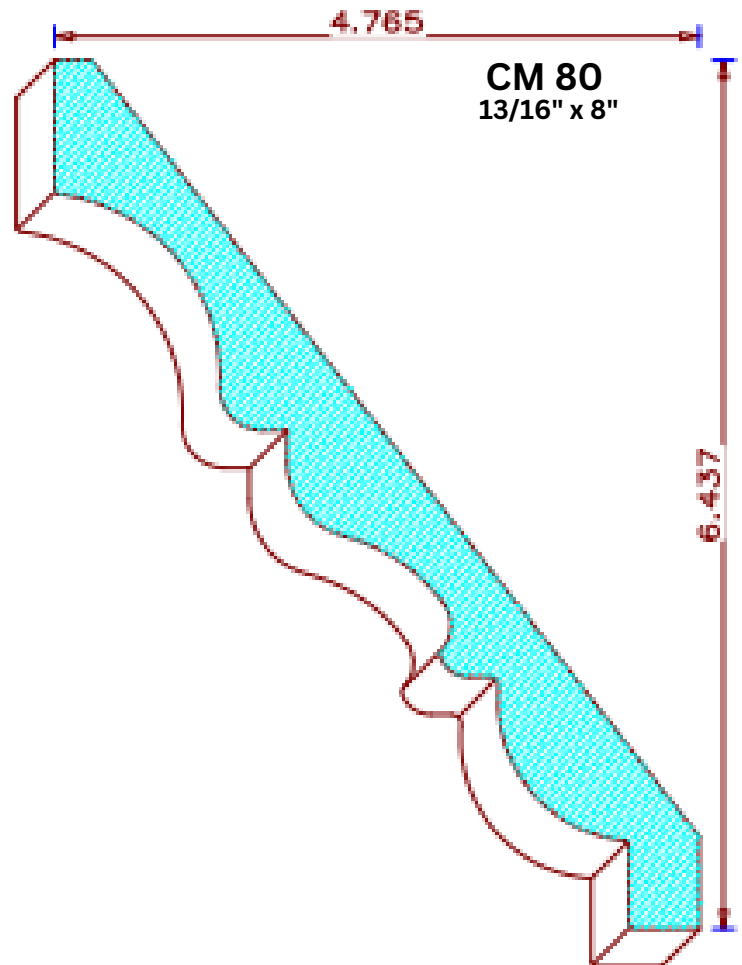
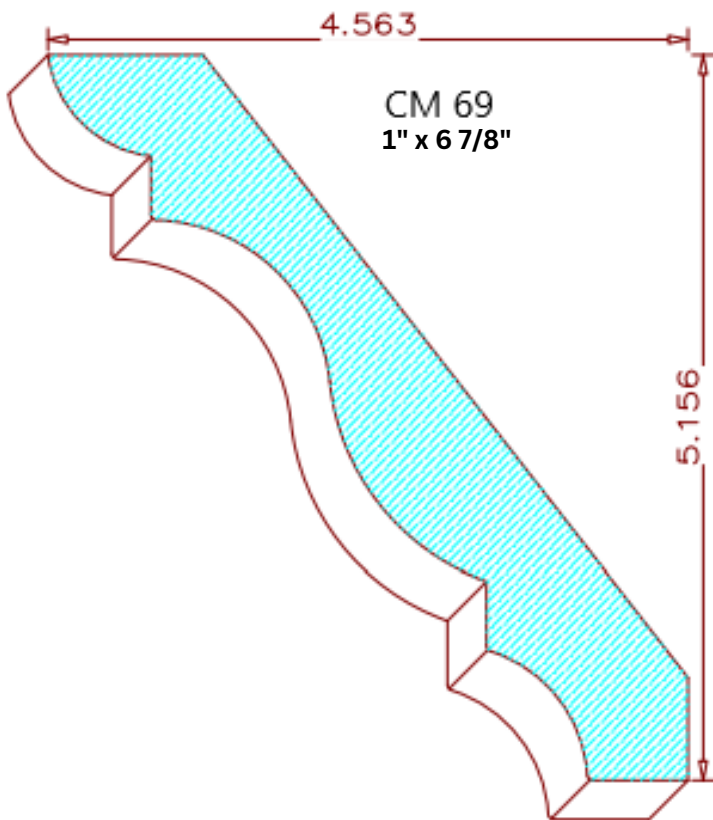
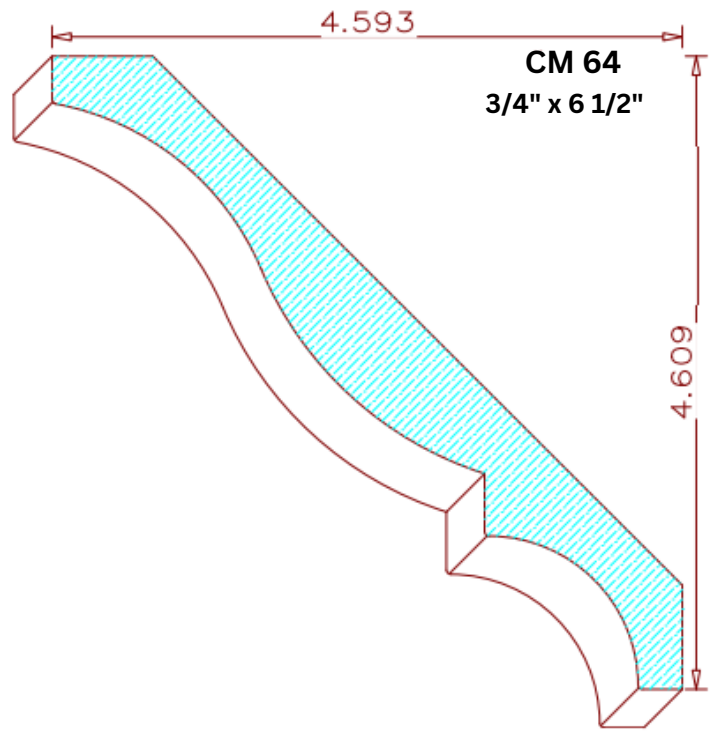
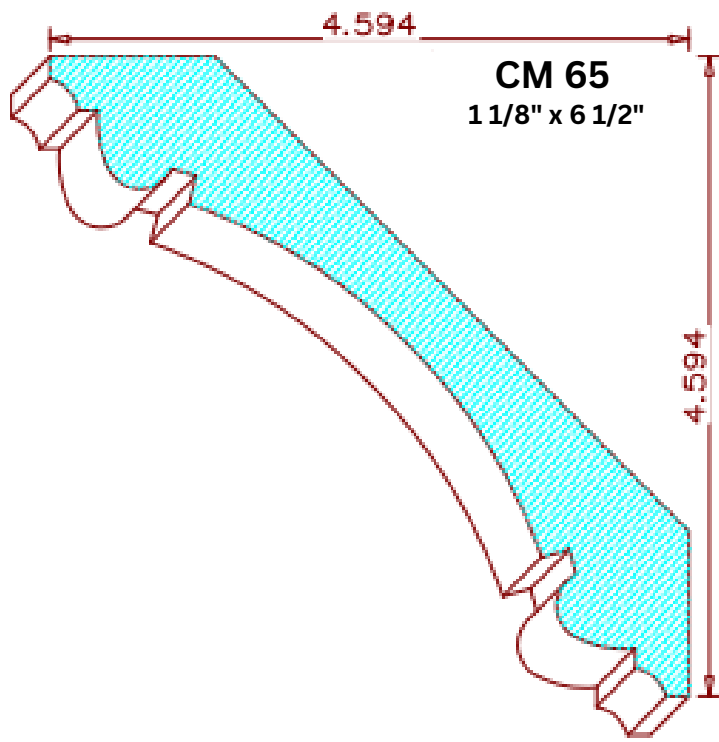
CROWN



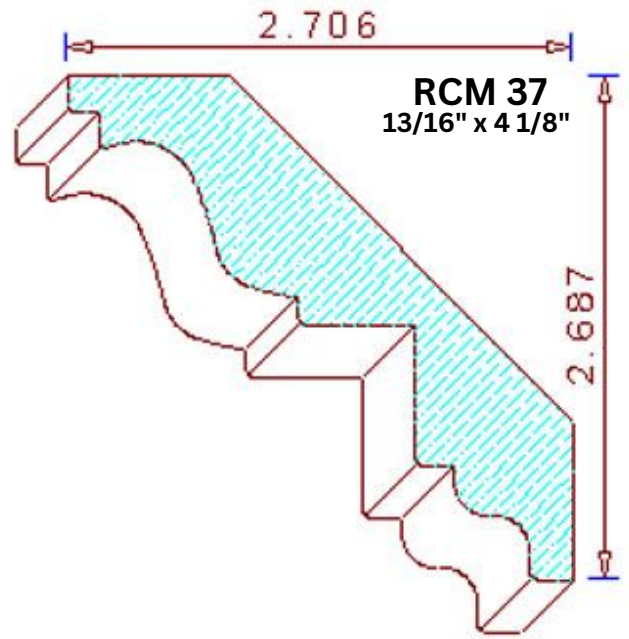
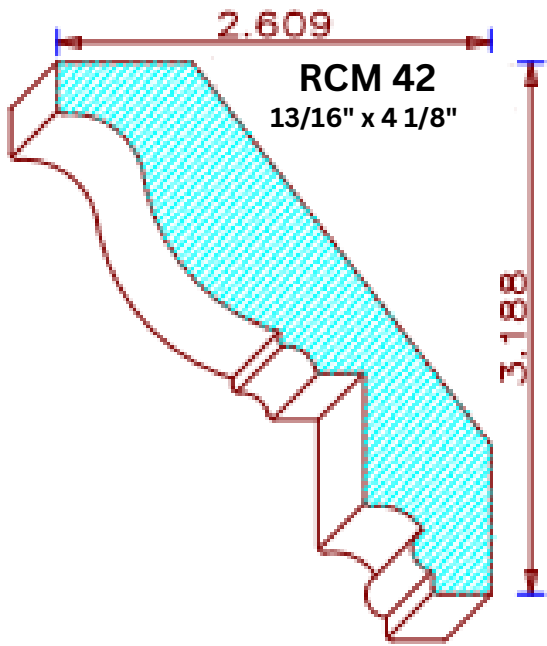








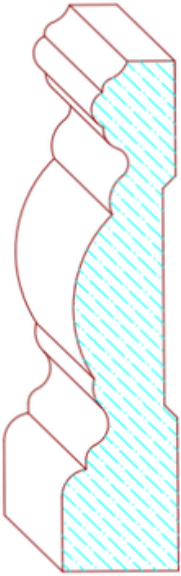
ROPE CROWN



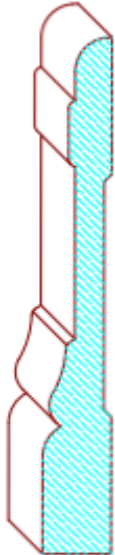
BASE

Any base can be made into a matching case.

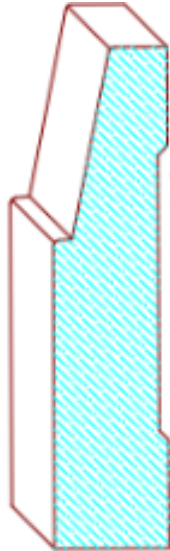
Base heights and thickness can be changed to any desired measurement.



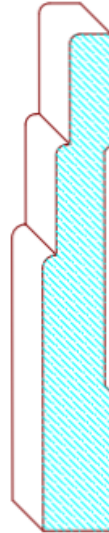
B 25
9/16" x 2 1/2"



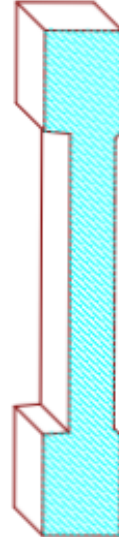
B 34
9/16" X 4 1/4"



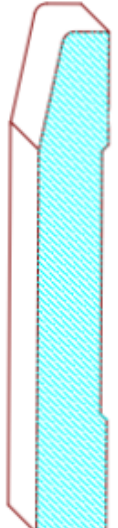
B 3
3/4" x 3 1/4"



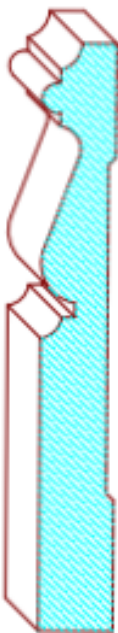
B 10
5/8" x 4 1/2"



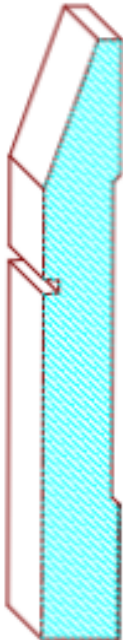
B 5
3/4" x 5"



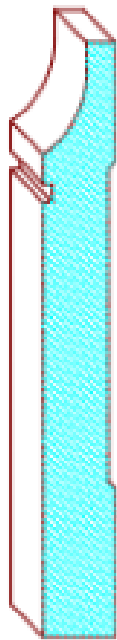
B 13
11/16" X 5"



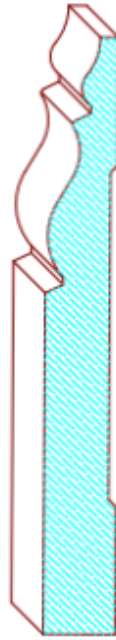
B 12
5/8" X 5"




B 6
3/4" x 5"



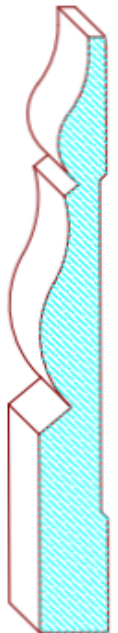
B 22
5/8" X Random



B 14
5/8" x 5 1/4"

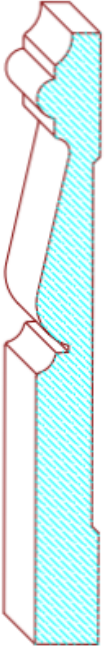


B 28
3/4" 5 1/2"




B 18
5/8" x 5 1/2"

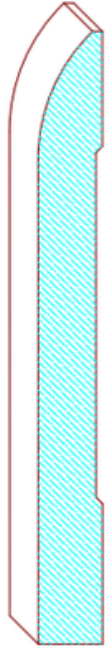
**Any base can be made into a matching case.
Base heights and thickness can be changed to any desired measurement.**



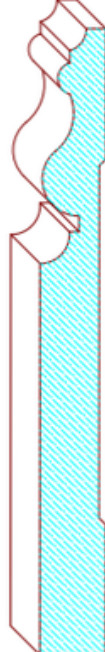
B 49
9/16" x 5 1/2"



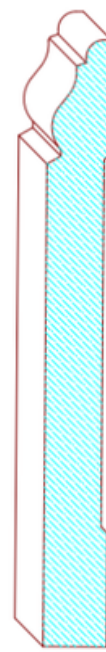
B 2
9/16" x 5 3/4"



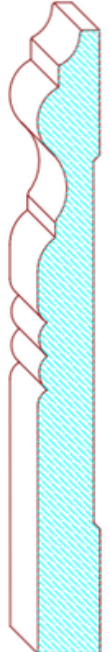
B 27
5/8" X 6"




B 1
5/8" x 6"



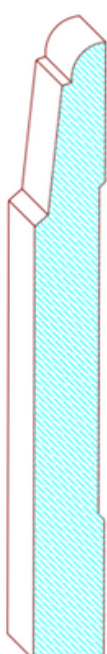
B 37
5/8" x Random



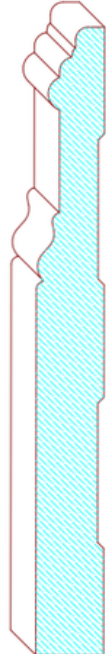
B 8
5/8" X 6 1/4"




B 19
3/4" X 6 1/2"



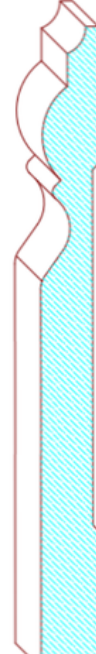
B 50
3/4" Random



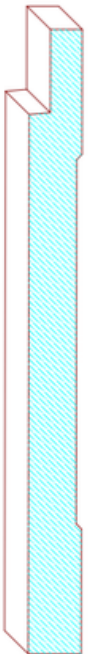
B 35
3/4" X 7"



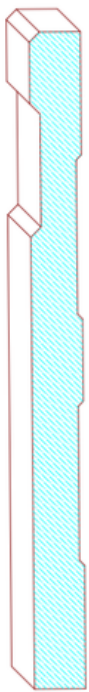
B 31
9/16" x 7"



B 64
5/8" x 7"




B 75
5/8" x 7 1/2"




B 24

5/8" x Random



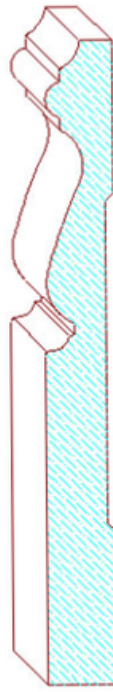
B 19

5/8" x 8 5/8"




B 45

3/4" x 8"



B 15

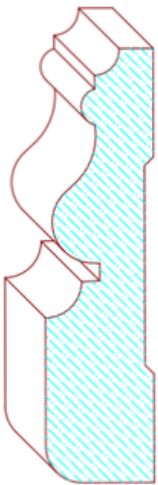
3/4" x 5 1/4"



B 9

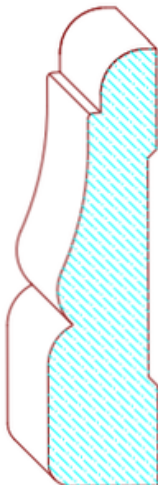
5/8" x 5"

CASE



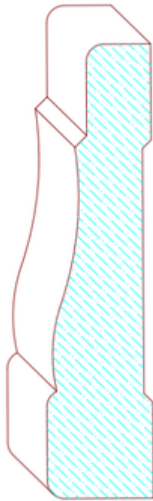
C 1

3/4" x 3"



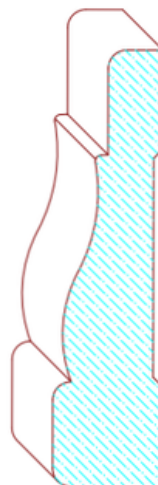
C 30

3/4" x 3"



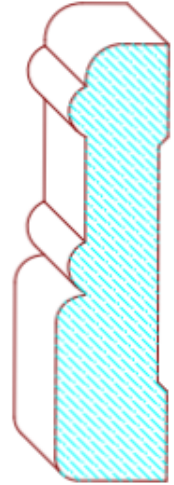
C 54

5/8" x 3 1/4"



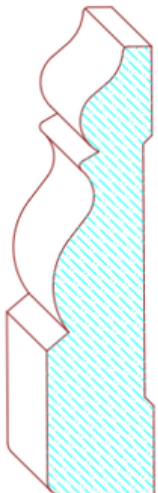
C 53

3/4" x 3"



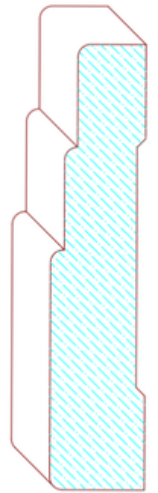
C 73

3/4" x 3"



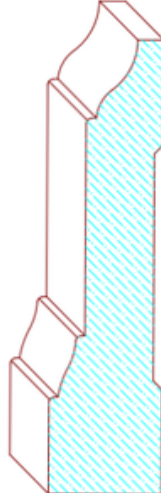
C 14

3/4" x 3 5/32"



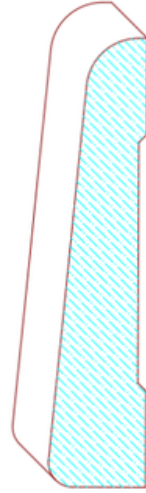
C 10

11/16" x 3 1/4"



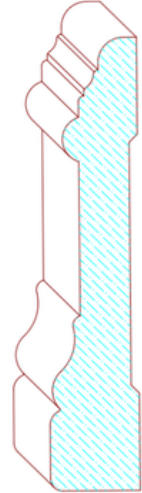
C 19

13/16" x 3 1/4"



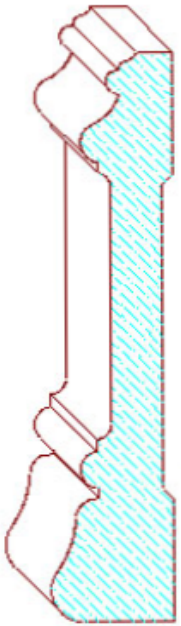
C 35

3/4" x 3 1/2"

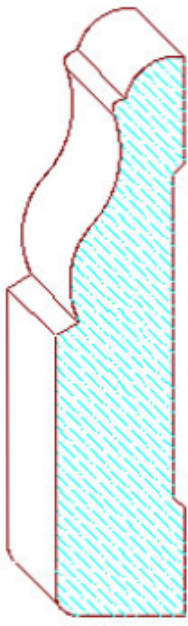


C 34

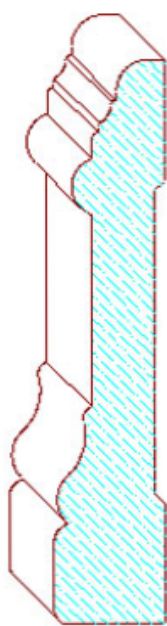
11/16" x 3 1/2"



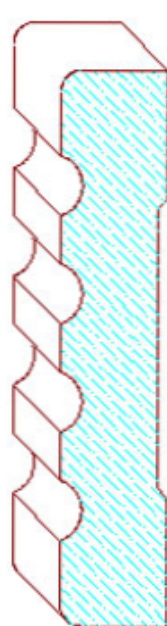
C 21
3/4" x 3 1/2"




C 39
3/4" x 3 1/4"



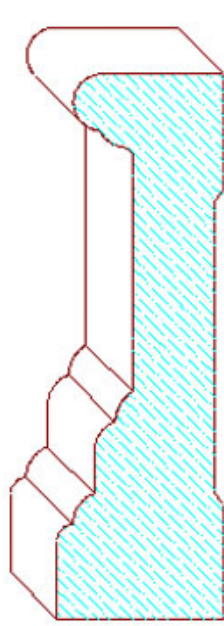
C 34
11/16" x 3 1/2"



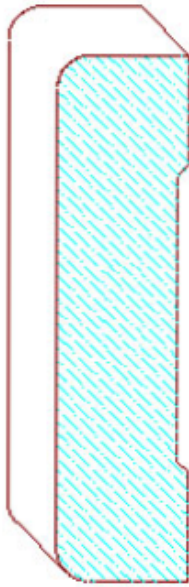
C 23
5/8" x 3 1/4"



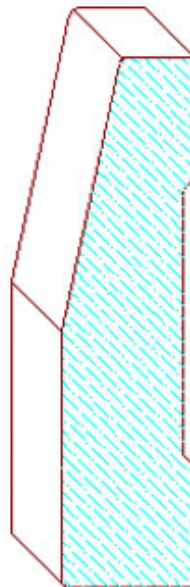
C 21
3/4" x 3"



C 20
3/4" x 3 1/4"



C 9
3/4" x 3"

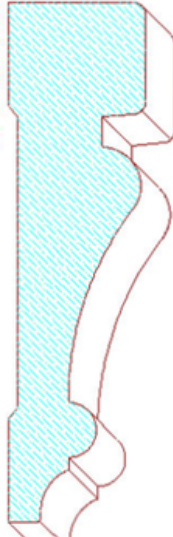


C 7
3/4" x 3"

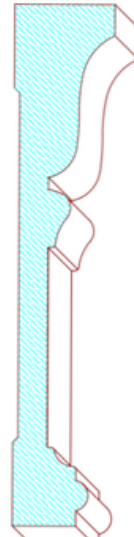
PEDIMENT HEADERS



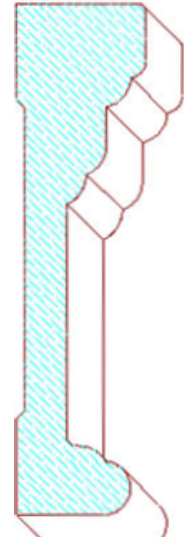
Pediment 76
1 1/8" x 3 1/2"



Pediment 16
1 1/2" x 5"

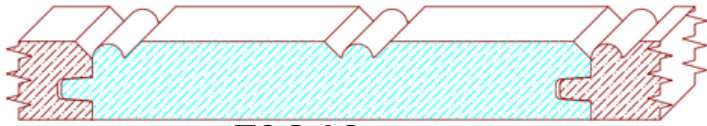


Pediment 23
1 3/16" x 6 1/4"

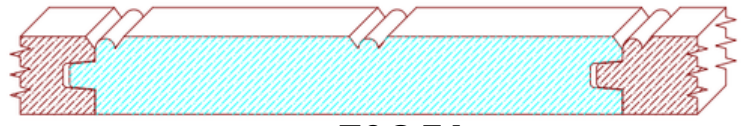


Pediment 39
1" x 4"

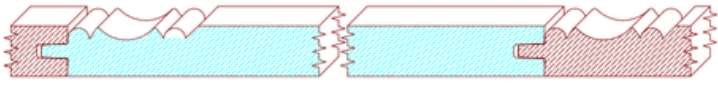
T&G



T&G 16
5/8" x 4 1/4"



T&G 74
3/4" x 5 3/8"



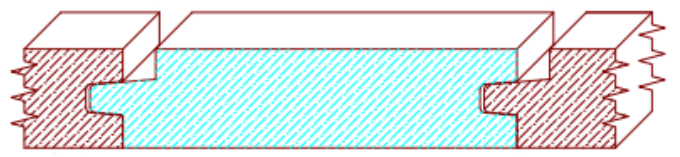
T&G 75
23/32" x 7 1/2"



T&G 10
5/8" x Random



T&G 29
3/4" x Random
1/8" gap




T&G 30
3/4" x Random
1/4" gap



T&G 31
3/4" x Random
1/8" gap




T&G 32
3/4" x Random




T&G 3
1/4" x 1 1/4"

S4S


Can be made into any size.



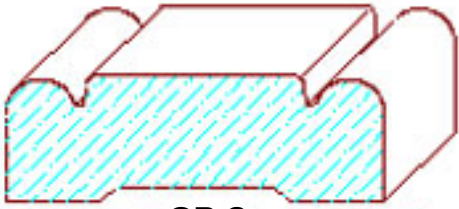
CHAIR RAIL



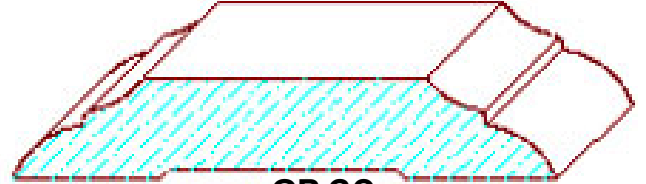
CR 74
3/4" x 2 1/2"



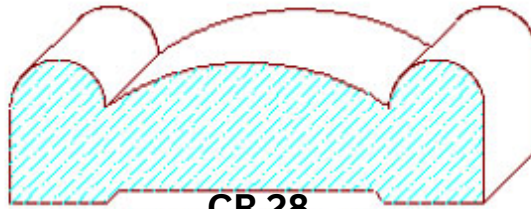
CR 22
5/8" x 2 31/64"



CR 3
1/2" x 1 1/2"

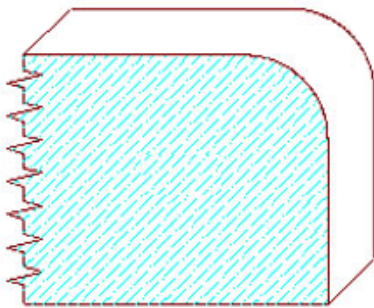


CR 20
3/8" x 2"

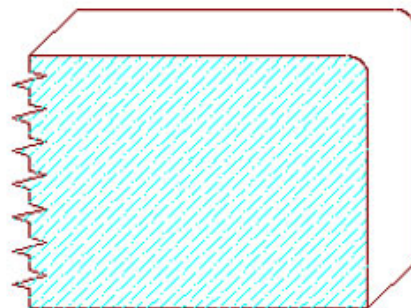


CR 28
3/4" x 2 1/2"

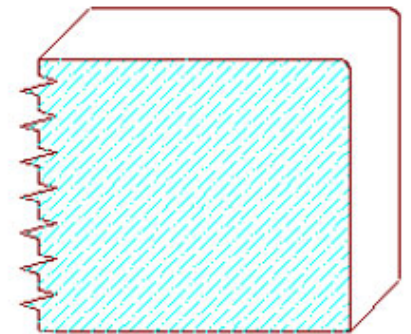
EDGE/RADIUS/NOSE



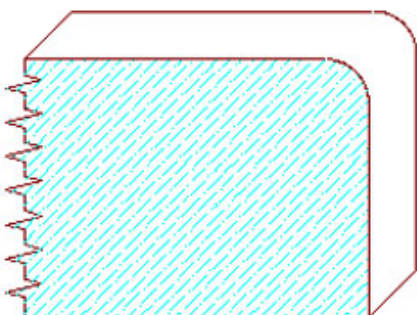
Radius .50



Radius .125



Radius .062



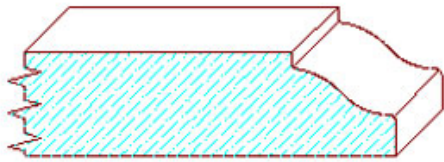
Radius .25



Edge 1
3/4" Bullnose



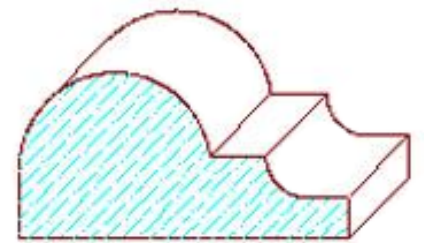
Edge 2
3/8" Bullnose



Edge 3
5/8" x Random



Edge 6
1/21" x Random



Nose 5
3/4" x 1 1/2"

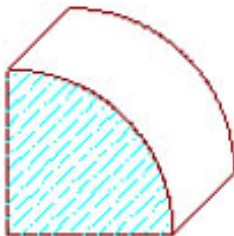


Edge 5
1/2" x Random

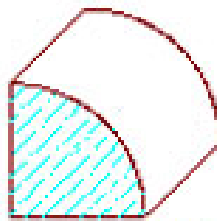


Edge 7
5/8" x Random

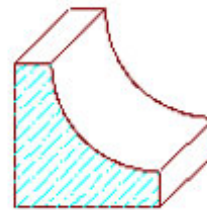
ROUND



RND .75
3/4" x 3/4"

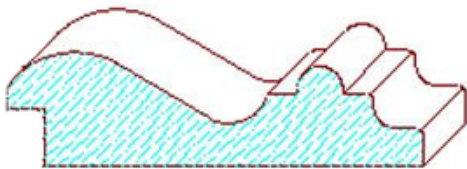


RND .5
1/2" x 1/2"

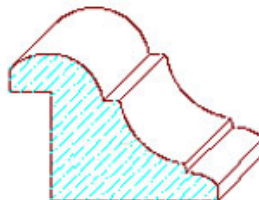


Cove .75
3/4" x 3/4"

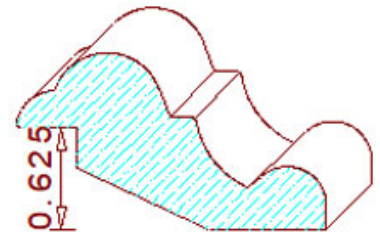
PANEL MOLD



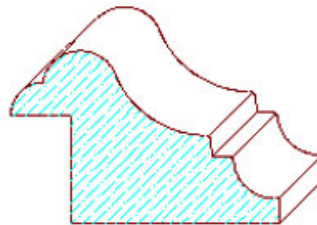
PM 2
3/4" x 2 3/4"



PM 10
57/64" x 1 1/4"

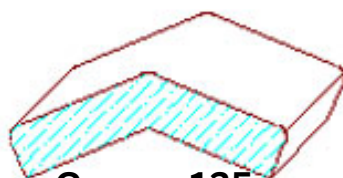


PM 4
1 3/32" x 1 29/32"

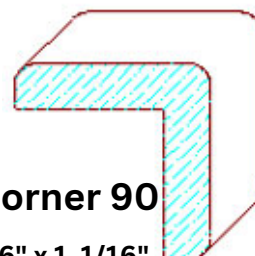


PM 9
1 3/32" x 1 11/16"

CORNER

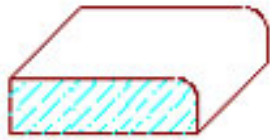


Corner 135
1/2" x 1 5/16"

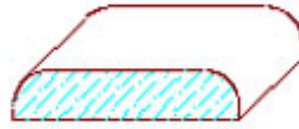


Corner 90
1 1/16" x 1 1/16"

SCRIBE MOLD



Scribe 1
1" x .28"




Scribe 2
1" x .28"

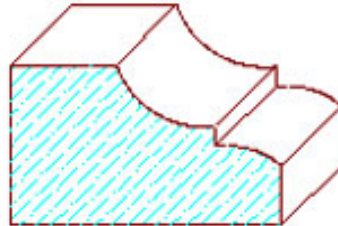
PLANT-ON



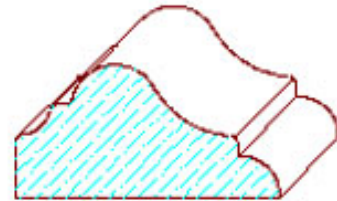
Plt 1
5/8" x 7/8"



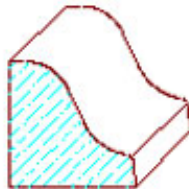
Plt 2
3/4" x 1 1/4"



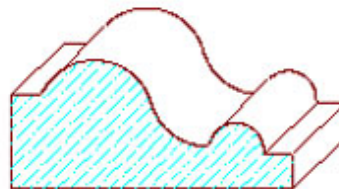
Plt 3
3/4" x 1 1/4"



Plt 4
5/8" x 1 1/4"



Plt 6
5/8" x 5/8"

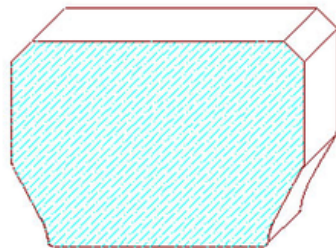


Plt 8
3/4" x 1 1/2"

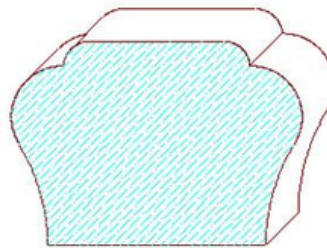
HAND RAIL



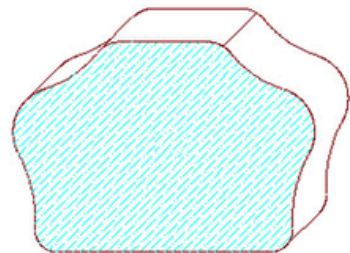
Rail 18
1 5/8" x 2 5/8"



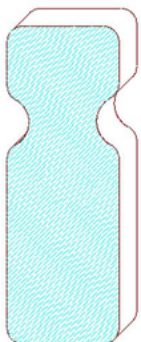
Rail 4
1 3/4" x 2 1/2"



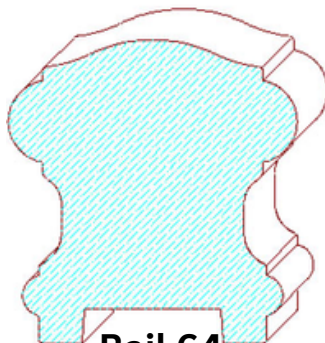
Rail 3
1 11/16" x 2 1/2"



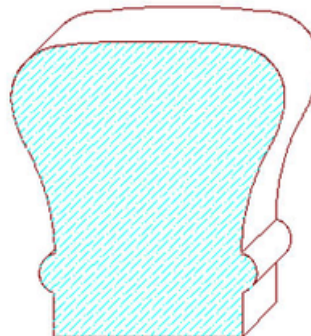
Rail 7
1 3/4" x 2 1/2"



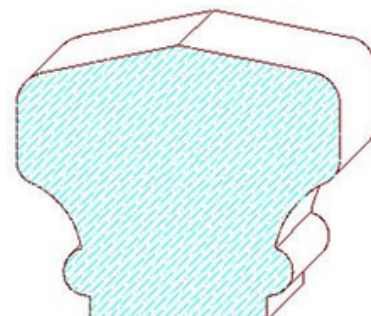
Rail 23
1 3/4" x 5"



Rail 64
2 5/8" x 2 3/4"



Rail 62
2 7/32" x 2 13/32"



Rail 9
2 1/8" x 2 1/2"

Phone: (435)-590-3509

Office Phone (435)-867-5588

E-Mail-Atkinmolding@hotmail.com

Address-2351 West 850 North

Web site- <https://www.atkinmolding.com/>

